

Canada – 1935 Silver Jubilee Stamps and it's Varieties

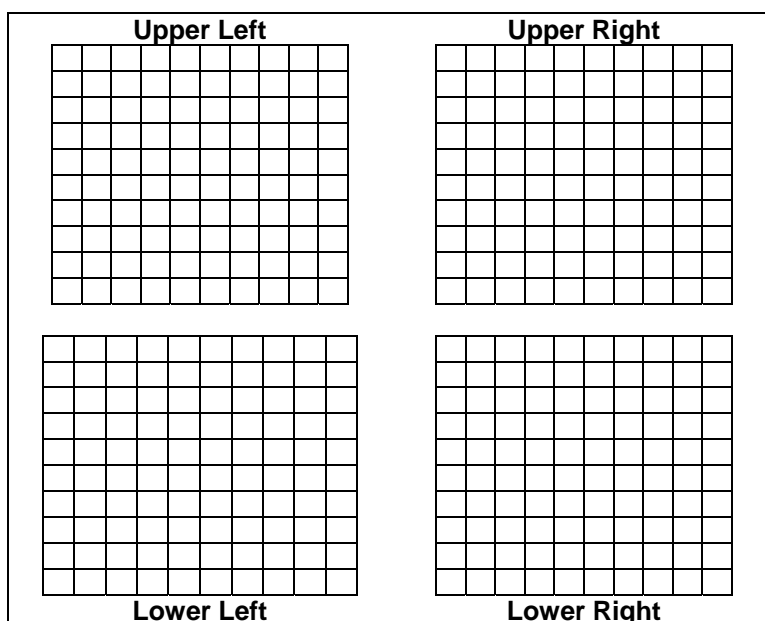
The 1935 Canadian Silver Jubilee series of stamps is of unique interest to philatelists. They portray three Kings of England, all who occupied the throne in 1936 and a fourth, Princess Elizabeth, who became heir apparent. The 3-cent stamp, apart from the New Zealand issue, is the only Silver Jubilee stamp to include a portrait of Queen Mary. The 13-cent stamp is the only stamp picture of the Royal Yacht Britannia.

The Canadian Bank Note Company of Ottawa undertook printing of the stamps. There is some controversy, in the author's mind, of the total number of stamps printed. The differences arise because of official reported numbers printed and information gleaned from the Canadian National Archives. The below table lists the two sets of numbers as well as the number of plates used for the printing of each stamp value.

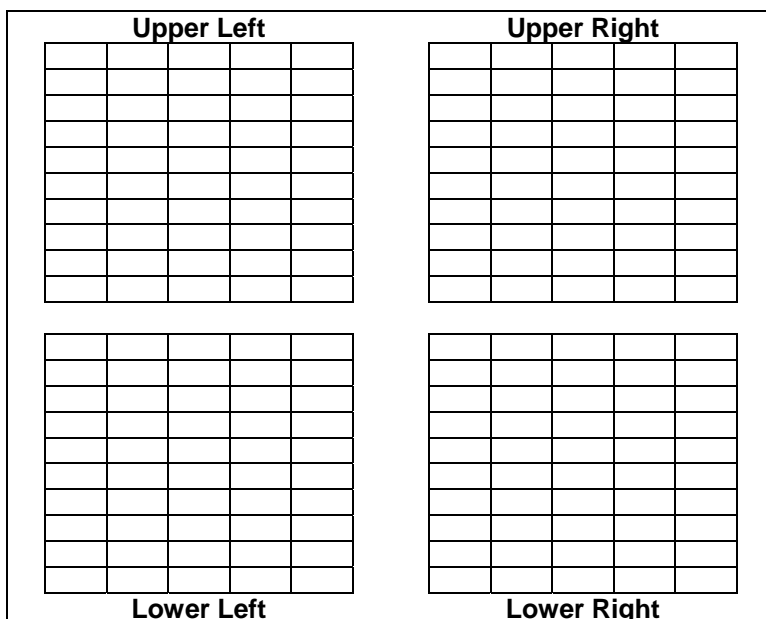
	1c	2c	3c	5c	10c	13c
Official	30,050,000	31,000,000	60,425,000	3,050,000	3,125,000	1,100,000
Archives	30,050,000	31,000,000	60,425,000	3,050,000	3,125,000	600,000
No. Plates	2	2	3	2	2	2

The stamps were initially printed on sheets with 400 or 200 impressions. They were then perforated and finally guillotined into sheets of 100 or 50 stamps. Varieties of the Canadian Silver Jubilee issues are described and identified according to the plate number and the location of the stamp. Traditionally they have been listed by stamp number – number one being R/C 1/1, number 11 or 6 being R/C 2/1, depending on which value is being described.

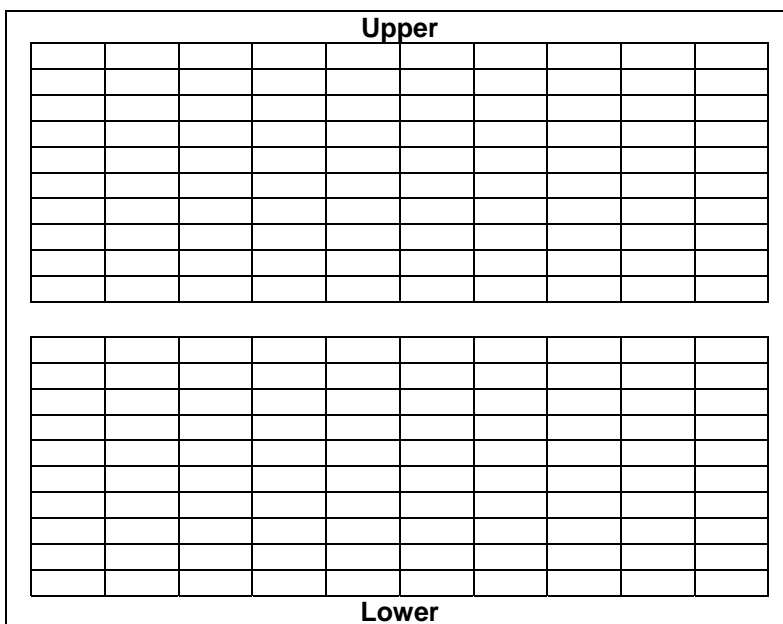
The 1c, 2c and 5c stamps were printed in sheets of 400. The below diagram illustrates the layout. The final sheets were sold as 10 rows by 10 columns.



The 3c and 10c stamps were printed in sheets of 200. Because of their larger width, the final sheets were sold as 10 rows by 5 columns.



The 13c stamp consisted of two blocks of 100 stamps, each 10 Rows by 10 columns.



Sources:

Bond, RA. The Canadian Silver Jubilees. Earl H. Vincent. Acton, Ontario. 1954
Reiche, H. Canada: Steel engraved constant plate varieties. Unitrade Pres, Toronto 1982.
Saskatoon Stamp Centre, Saskatoon, Saskatchewan (<http://www.saskatoonstamp.com>)

Neil Donen
July 10, 2005

Canada – 1 Cent

Plate 1 Varieties

PLATE 1 – UPPER LEFT	
Row/Column	Description
1/4	Dot in “C” of Cent
1/5	Line top left and dots top margin
1/7	Dot in “C” of Cent; Dot in top margin
1/8	Dot right frame line
2/7	Dot below “1” of 1935
3/3	Dots in “AD” of Canada
5/9	Dot in “N” of Canada; Dot in “C” of Cent
7/1	Line in first “A” of Canada; Dots in left numeral “1”
7/2	Heavy line in “N” of Canada
7/3	Mark outside frame below “NT” of Cent
7/4	Colour marks in “D” of Canada
7/8	Colour marks in “T” of Cent
8/8	Dot in “D” of Canada
9/10	Mark curving to right below “9” of 1910
10/1	Dots bottom right margin next to the right numeral “1”
10/2	Dots first “A” of Canada
10/6	Dots in “D” of Canada; Dot in top left oval
PLATE 1 – UPPER RIGHT	
1/3	Hairline mark at top of stamp
1/5	Hairline mark at top of stamp
2/4	Hairline mark at top of stamp
3/1	Dot below right eye of Princess Elizabeth “Weeping Princess”
3/1a	“Weeping Princess” retouched
5/1	Dots in “ADA” of Canada
5/2	Hairline mark top right corner
5/3	Hairline mark in second “1” of 1910
6/3	Hairline mark at top of stamp
6/4	Hairline mark last “A” of Canada; Dots in “C” and “N” of Canada; Dot in “C” of Cent
6/5	Dot in “C” of Canada
7/5	Dot in “C” of Canada

Canada – 1 Cent (continued)

Plate 1 Varieties

PLATE 1 – LOWER LEFT	
Row/Column	Description
1/6	Dot in second “A” of Canada
1/9	Dot “N” in Cent
2/8	Hairline mark in second “1” of 1910
3/5	Dot in left numeral “1”
3/7	Dot in “D” of Canada
3/10	Dot in “C” of Canada
4/6	Small dot in upper part of left numeral “1”
6/5	2 dots under left maple leaf; 2 dots in left numeral frame
6/8	Small dot in right numeral “1”
7/6	Dot centre left margin (?? guide mark)
9/6	Line (position on stamp not described)
10/2	Dots bottom margin (?? guide mark)
PLATE 1 – LOWER RIGHT	
9/1	Dash in first “A” of Canada
10/6	Three dots below lower frame line (?? guide mark)

Plate 2 Varieties

PLATE 2 – UPPER LEFT	
Row/Column	Description
2/4	Dot in “D” of Canada
3/2	Light dot in right numeral “1”
3/3	Dot in “D” of Canada
4/2	Light dot in first “A” of Canada
7/4	Hairline marks in “C” of Canada; Dot in “N” of Canada
7/6	Dot in “D” of Canada
7/9	Dots in “ADA” of Canada

Canada – 1 Cent (continued)

Plate 2 Varieties

PLATE 2 – UPPER RIGHT	
Row/Column	Description
2/8	Dot in first “A” of Canada
2/10	Dot in “N” of Canada
5/2	Dots in second “A” of Canada
6/2	Inverted half-moon line at base of right numeral “1”
6/10	Two dots in left numeral “1”
10/7	Dot in last “A” of Canada; dot in left numeral “1”
10/8	Dot in “D” of Canada; Hairline mark to right of left numeral “1”
10/9	Colour mark in and below “C” of Cent
PLATE 2 – LOWER LEFT	
3/2	Dot in “N” of Canada
4/5	Hairline mark right corner
4/6	Hairline mark in “N” of Princess
5/5	Dot top right margin
5/10	Dots in “CANA” of Canada
6/4	Line through Medallion
7/1	Hairline mark right numeral “1”
7/10	Chrome crack through “C” of Cent; Crack through “i” of Elizabeth
8/10	Chrome crack through “C” of Cent; Chrome crack from “D: of Canada through left eye down to “T” of Cent
9/1	Dots left margin (?? guide marks)
9/3	Dot in “N” of Canada
9/10	Chrome crack through “C” of Cent; Chrome crack through “D” of Canada
10/8	Line in “N” of Cent
10/10	Chrome crack in “C” of Cent
PLATE 2 – LOWER RIGHT	
1/1	Dot in “C” of Cent
2/4	Horizontal hairline mark in “C” of Canada
2/6	Dots in “OST” of Postes
3/8	Dots in “STES” of Postes
4/1	Dash top frame line
4/6	Dots “STE” of Postes
5/6	Hairline mark to right of stamp
6/6	Re-entry (? location)
6/8	Hairline mark to right of stamp

Canada – 1 Cent (continued)

Location of Varieties and Plate Numbers unknown

Row/Column	Description
	Re-entry – doubling of right vertical frame and leaf (easily seen)
	Re-entry – doubling of left vertical frame line plus letters of Postage and Postes (easily seen)
	Re-entry – “STES” of Postes; Re-entry – “1” of 1935
	1910 drawn slimmer and wider spaced than usual
	“1” of 1910 leans to the right
	“A” of Elizabeth broken at top
	“AB” of Elizabeth joined together at top
	“TH” of Elizabeth joined together at top
	Dot (lower part) in “D” of Canada
	Large dot (high) in “D” of Canada
	Long diagonal line from second “A” of Canada down across stamp curving through “C” of Cent and onto margin
	Dots in “AN” of Canada; Dots in “C” of Cent
	Two dashes in “C” of Cent
	5 dots in “T” of Cent
	Defective “T” of Cent
	Diagonal line through “TA” of Postage

Canada – 2 Cents

Plate 1 Varieties

PLATE 1 – UPPER LEFT	
Row/Column	Description
2/1	Dot in tablet of left numeral “2”
2/6	Dot opposite right numeral “2”
4/2	Dot opposite right numeral “2”
6/8	Dot in “O” of York
7/7	Line across right Numeral “2” and Maple Leaf
PLATE 1 – UPPER RIGHT	
1/1	Dot in first “A” of Canada
2/3	Dash of colour in left frame line
PLATE 1 – LOWER LEFT	
7/6	Dot in left oval
PLATE 1 – LOWER RIGHT	
7/9	Dot in right margin

Canada – 2 Cents (continued)

Plate 2 Varieties

PLATE 2 – UPPER LEFT	
Row/Column	Description
1/4	Dot on left side between inner and outer frame
1/6	Line across the stem of the right Maple Leaf
1/9	Faint dot, right top margin
2/1	Dot right margin opposite “P” of Postage
3/8	Line left bottom tablet in right corner
6/5	Dash between inner and outer frame at top centre
PLATE 2 – UPPER RIGHT	
1/9	Dot after Duke
2/10	Dot, bottom left margin

2 Cents - Location of Varieties and Plate Numbers unknown

Row/Column	Description
	Thin diagonal line back of “K” of duke
	“KE” of Duke joined at top
	Short line under upper arm of “E” of Duke
	Broken “E” of Duke
	Dot before OF
	“O” of OF shows doubling
	Dot in “O” of York
	Dot above “O” of York
	Two extra lines in “F” of OF
	“R” of York is doubled
	Dot in “E” of Postes
	Line in “E” of Postage
	Dot in “E” of Postage; Dot in “E” of Cents
	Dash over tip of right numeral “2”
	Line above right numeral “2”
	Short line in right numeral box
	Dot in “E” of Cents; Line in “S” of Cents
	Line above “C” of Canada
	Dot in oval under “N” of Canada
	Line in second “A” of Canada; Line above left numeral “2”

Canada –3 Cents

Plate 1 Varieties

PLATE 1 – UPPER RIGHT	
Row/Column	Description
3/5	Doubling of “HM George V” to left
6/1	Dot in “E” of Cents

PLATE 1 – LOWER RIGHT	
Row/Column	Description
6/5	“G” of POSTAGE extends into “E”
10/5	Hairline mark in “N” of Canada

PLATE 1 – LOWER LEFT	
Row/Column	Description
6/1	Hairline mark on right side of stamp extending to stamp below
7/1	Hairline mark on right side of stamp extending from stamp above

PLATE 2– UPPER LEFT	
Row/Column	Description
9/1	Re-entry of “1” of 1910
10/1	Dot at centre of “N” of CANADA
10/2	7 fine dots in Right portion of first “A” of CANADA

PLATE 2 – UPPER RIGHT	
Row/Column	Description
1/4	Dot top of left numeral “3”
3/3	Small dot in centre of lower ball of Right numeral “3”
3/4	Small dot in top right lower ball of Left numeral “3”
9/1	Horizontal background lines extend through left border containing “1935”
9/4	Dot in “C” of Cents on right side

PLATE 2 – LOWER LEFT	
Row/Column	Description
1/1	Background horizontal lines extend to left side of Right “3” and panel containing “1935”

PLATE 3 – UPPER RIGHT	
Row/Column	Description
1/2	Dot in “T” of Cents

3 Cents - Location of Varieties and Plate Numbers unknown

Row/Column	Description
	Re-entry left and right frame lines
	1910 doubled
	Line between "0" of 1910 and oval
	Line above Postes doubled
	Hairline mark from first "A" of Canada through King's head and robe to bottom of frame line
	Queen's mouth "twisted" (from worn plate)
	Diagonal line through "E" of Cents
	Vertical line through "E: of Cents
	Dot in "N" of Cents
	Diagonal line through bottom of left numeral "3"

Canada – 5 Cents

Plate 1 Varieties

PLATE 1 – UPPER LEFT	
Row/Column	Description
3/1	Hairline mark in left numeral “5”
PLATE 1 – UPPER RIGHT	
1/2	Dot top left margin
2/3	Dot in right numeral “5”
3/5	Dots in “C” of Canada
4/2	Dot in first “A” of Canada
7/10	Dashes left and top of oval; Dash second “A” of Canada
10/5	
10/9	Hairline mark above left numeral “5”
	Hairline mark below left numeral “5”
PLATE 1 – LOWER LEFT	
9/8	Hairline mark in “C” of Canada
10/9	Hairline mark right numeral “5”

Plate 2 Varieties

PLATE 2 – UPPER LEFT	
Row/Column	Description
1/8	Hairline mark extending through margin of stamp below (R/C 2/8)
2/8	Hairline mark extending through margin and stamp above (R/C 1/8)
4/9	Dot in “N” of Canada
5/10	Dot in right numeral “5”
10/3	Hairline mark in “N” of Canada
PLATE 2 – LOWER LEFT	
1/4	Dash last “A” of Canada
6/1	Dash upper part last “A” of Canada
6/2	Hairline mark right numeral “5”
7/8	4 vertical dots to left of right numeral “5” (inside tablet)
8/3	Hairline mark left numeral “5”
8/6	Dot in upper part of motif
8/9	Doubling of “C” of Cents
9/5	Hairline mark top left margin
9/6	Hairline mark top left and bottom of “N” of Canada
9/7	Dots in “A” (? which one) and “N” of Canada
9/8	Dots in “N” of Canada; White dashed line over “AN” of Canada
9/10	Hairline mark right numeral box

Canada – 5 Cents (continued)

Plate 2 Varieties

PLATE 2 – LOWER RIGHT	
Row/Column	Description
8/3	Dash below left numeral “5”; hairline mark in right numeral “5”
8/4	Hairline mark left numeral “5”
8/7	Dot in “N” of Canada
9/1	Two dots in second “A” of Canada
9/2	Dash in first “A” of Canada
9/5	Dash in “N” of Cents
10/1	Dash bottom right margin

5 Cents - Location of Varieties and Plate Numbers unknown

Row/Column	Description
	Hairline mark in “E” of Postes

Canada - 10 Cents

Plate 2 Varieties

PLATE 2 – UPPER LEFT	
Row/Column	Description
2/1	Dot right margin centre
7/1	Doubling of left numeral “10”
PLATE 2 – LOWER RIGHT	
3/4	Hairline mark in “1” of left numeral “10”
5/3	Dot in right margin
5/4	Dot top right margin

Canada – 13 Cents

Plate 1 Varieties

PLATE 1 – UPPER HALF	
Row/Column	Description
1/3	Hairline mark from bottom of stamp through 2/2 and 3/2
1/4	Hairline mark along top of stamp
2/2	Hairline mark from bottom of stamp 1/3 through 2/2 and 3/2
3/2	Hairline mark from bottom of stamp 1/3 through 2/2 and 3/2
4/1	Re-entry at top right; Re-entry doubling tip of right Maple Leaf
5/1	Re-entry at top right; Re-entry doubling tip of right Maple Leaf
6/1	Slight signs of re-entry inside right frame from “13” to Maple Leaf
7/1	Slight signs of re-entry inside right frame from “13” to Maple Leaf
8/1	Slight signs of re-entry inside right frame from “13” to Maple Leaf
8/8	Short curved line between left “1” and “3” of 13 (Shilling mark)
9/1	Slight signs of re-entry inside right frame from “13” to Maple Leaf
10/8	Hairline mark through “3” of right numeral 13
PLATE 1 – LOWER HALF	
2/1	Line under “IA” of Britannia
3/1	Line under “IA” of Britannia
4/1	Doubling of “Postage”
9/9	Dot in “N” of Cents

Plate 2 Varieties

PLATE 2 – UPPER PLATE	
Row/Column	Description
2/3	Hairline mark between 2/3 and 3/4
2/4	Hairline mark between 2/3 and 3/4
3/4	White dot between “AN” of Canada
4/4	Hairline mark to right of ship’s mast
6/4	Line in left numeral “13”
9/9	Two small parallel lines through middle of “C” of Cents
PLATE 2 – LOWER PLATE	
6/8	Hairline mark stretching from 6/8 to 6/9
6/9	Hairline mark stretching from 6/8 to 6/9
7/1	Dot in “3” of left numeral; hairline mark in last “A” of Canada
9/5	Parallel hairline marks between stamps 9/5 and 9/6
9/6	Parallel hairline marks between stamps 9/5 and 9/6

13 Cents - Location of Varieties and Plate Numbers unknown

Row/Column	Description
	Doubling of oval (? right or left)